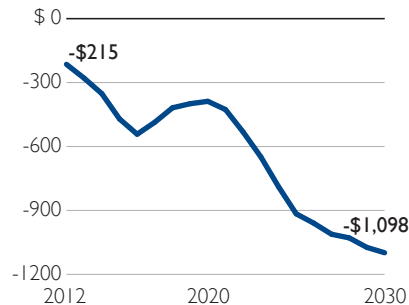


How Lieberman-Warner Would Affect Massachusetts

Change in Personal Income

Statewide per household, adjusted for inflation, 2012-2030

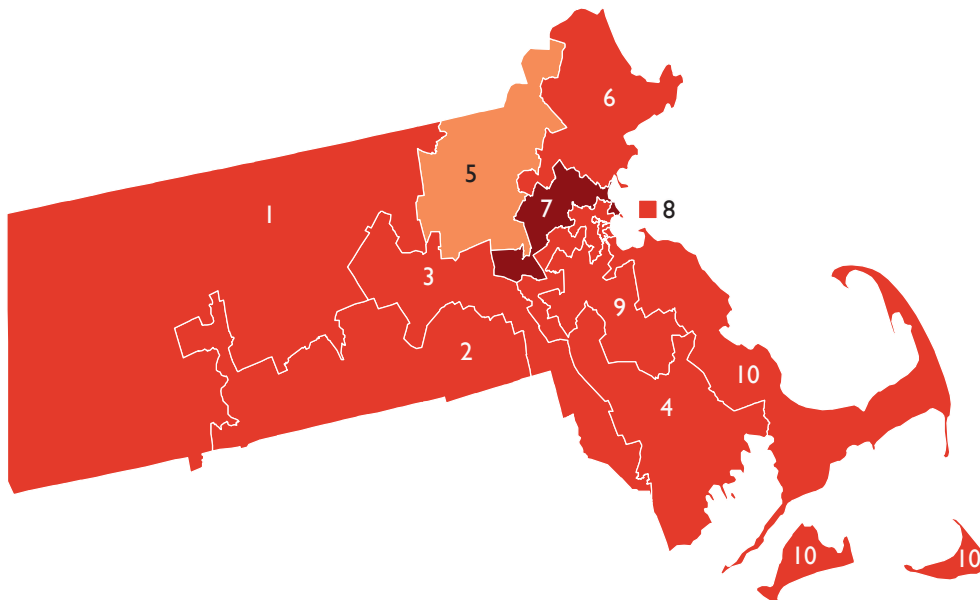


By Congressional District

Non-Farm Jobs Lost in 2025

- 570-1,099
- 1,100-1,199
- 1,200-1,274
- 1,275-1,374
- 1,375-1,884

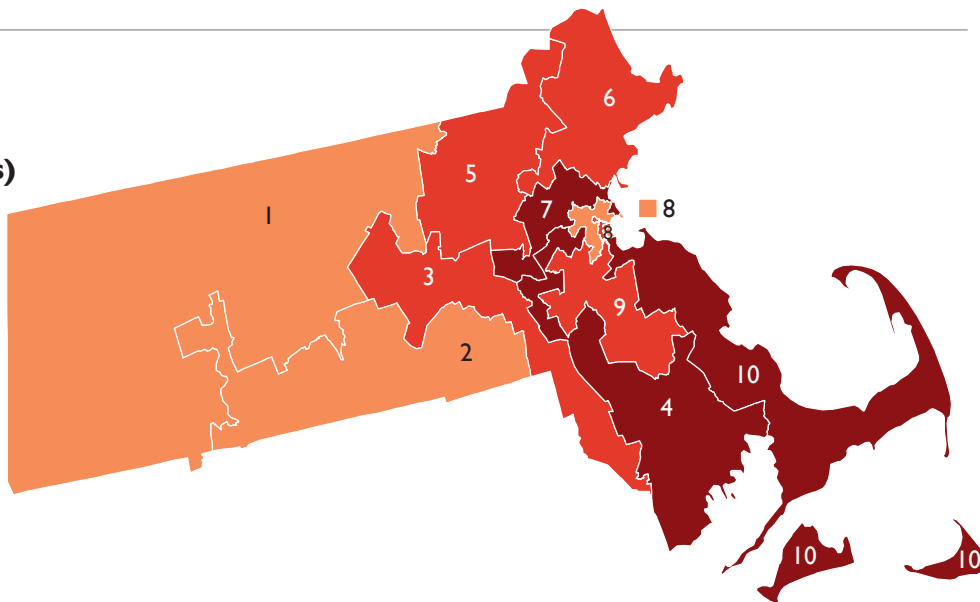
State Total: 13,229



Gross State Product Lost in 2025 (in Millions)

- \$130-\$219
- \$220-\$259
- \$260-\$294
- \$295-\$354
- \$355-\$756

State Total: \$3.3 billion



Source: Heritage Foundation calculations using Global Insight's U.S. Macro Model.